

PRODUCT CODE 1048

SmartCare Damp Proof

Asian Paints SmartCare Damp Proof is a fiber reinforced elastomeric liquid applied water proofing membrane. It is formulated with select elastomeric and resilient acrylic polymers and reinforcing synthetic fibers. Upon curing, it forms a thick, seamless, durable membrane thus offering ultimate waterproofing.

PRODUCT BENEFITS

Water proofing

Waterproofing protection of up to 7 bars of positive hydrostatic pressure

Crack bridging

Unmatched crack bridging ability due to elastomeric properties

Mechanical strength

Reinforced with synthetic fibers for superior abrasion resistance

Adhesion

Strong adhesion to masonry substrates

Surface temperature reduction

Provides surface temperature reduction up to 10°C.

This property is applicable for terraces and only for white shade

**Surface temperature reduction: Temperature recorded from 1 pm to 3 pm with the aid of laser guided infrared non-contact thermometer, degree of surface temperature reduction will vary depending upon the surface & weather conditions

Use & maintenance

Single pack, easy to apply and simple re-coating

High sheen

High sheen, brilliant white colour and thick coat results in high levels of heat reflectance

Anti carbonation

Reduces carbon dioxide and chloride ion diffusion thus protecting re-bars against corrosion

Warranty

8 years Waterproofing warranty on Terraces and up to 8 Years on vertical surfaces

(**Warranty years on vertical surfaces will depend upon top coat used, please refer to warranty booklet for more details)



WATER BASED

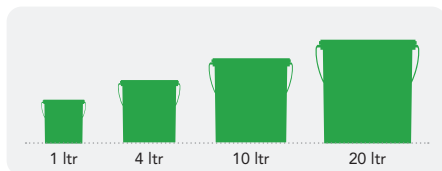
asianpaints

LEAD FREE* GUARANTEE

* All Asian Paints products contain no added Lead, Mercury, Arsenic or Chromium from April 2008.

PRODUCT FEATURES

AVAILABLE PACKS



Shelf life: 3 years from date of manufacture in original tightly closed containers away from direct sunlight and excessive heat.

COLOURS AVAILABLE

White



COVERAGE

RECOMMENDED SYSTEM

On RCC or plaster using brush or roller



Horizontal Surface 0.93 Sq. mtr/Ltr

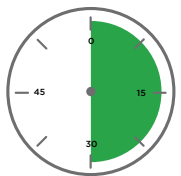


Vertical Surface

Fresh painting: 2.32 Sq. mtr/Ltr


Re-painting: 2.79 – 3.25 sq. mtr/Ltr

DRYING TIME TO TOUCH



4-6 HOURS


RECOMMENDED USAGE



Can be used for building roofs, terraces, parapet, sunshades and exterior vertical walls. It can also be applied on existing IPS, sound brick-bat coba or cementitious waterproofing.

HOW TO APPLY


PRE PAINTING STEPS



PLASTER New masonry surfaces must be allowed to cure completely. It is recommended to allow 28 days as the curing time for new masonry surfaces. The roof must have positive slope/ drainage system to avoid water ponding at places.



CLEANING Surface should be free from any loose paint, dust or grease. Remove all existing bitumen coatings completely. It is recommended to use Intense wire brushing, High speed water jet and vacuum cleaner for thorough cleaning of the surface to avoid "Peeling off" problems.



REPAIRING The substrate must be checked for its soundness using small hammer. All cracks at corner joints, channels and parapets should be properly treated.



FILLING FOR CRACKS For filling cracks upto 3mm use Asian Paints Crack Seal. Bigger cracks, damaged portions and hollow areas must be repaired with polymer modified cement mortars.

APPLICATION PROCESS

APPLICATION	CODE	THINNER	DILUTION %	APPLICATION VISCOSITY ¹	RECOATING PERIOD
HORIZONTAL SURFACE					
STEP 1 SELF PRIMING SMARTCARE DAMP PROOF BRUSH	1048	WATER	33%	N/A	4 - 6 HRS
STEP 2 FIRST COAT WATERPROOFING SMARTCARE DAMP PROOF BRUSH / ROLLER	1048	N/A	N/A	N/A	4 - 6 HRS
STEP 3 SECOND COAT WATERPROOFING SMARTCARE DAMP PROOF BRUSH / ROLLER	1048	N/A	N/A	N/A	4 - 6 HRS
VERTICAL SURFACE					
STEP 1 SELF PRIMING SMARTCARE DAMP PROOF BRUSH	1048	WATER	33%	N/A	4 - 6 HRS
STEP 2 FIRST COAT WATERPROOFING SMARTCARE DAMP PROOF BRUSH / ROLLER	1048	N/A	N/A	N/A	4 - 6 HRS
STEP 3 FIRST COAT APEX / ULTIMA BRUSH / ROLLER	0068	WATER	40%	N/A	4 - 6 HRS
STEP 4 SECOND COAT APEX / ULTIMA BRUSH / ROLLER	0068	WATER	40%	N/A	4 - 6 HRS

1. As measured through a Ford cup. 2. Apply an additional coat of Damp Proof in case of severe dampness. 3. For best results, strictly follow the dilution and forced coverage requirements.

ADDITIONAL INFORMATION

POST PAINTING CARE

For the best performance of the paint, ensure proper washing and cleaning of all algal and fungal growth, if any, at regular intervals of six months.

PRECAUTIONS

- › Repair the hallow surface area before applying Damp Proof coat.
- › For miscellaneous surface like tiling, smooth and glossy cementitious surface, product should be used with Asian Paints SmartCare Terrace Tile primer.
- › For horizontal surfaces, use Asian Paints SmartCare Joints Tapes at all joints & corners for better reinforcement.
- › For oily, existing failure coating surface, carry patch tests to check adhesion of product to substrate.
- › The forced coverage leads to long term performance hence it is recommended to ensure coverage as per datasheet only.
- › Do not apply during rains or extreme temperatures.
- › Not recommended for rain water harvesting purpose.
- › Avoid abuses which may lead to puncturing of membrane.
- › Ensure that the product is applied at least 6 inches inside the drain pipe.
- › For best results, apply coating on parapet walls as well.

TECHNICAL DETAILS

- a. Form:** Ready to use viscous liquid
- b. Mix Density:** 1.26
- c. Application temperature:** 5°C to 35°C

SAFETY FEATURES

- › Kindly refer to the MSDS for Asian Paints SmartCare Damp Proof which gives detailed information on safety measures while handling the paint, which is available on request.
- › Store the container with the lid tightly closed in an upright position, in a cool, dry place
- › Keep out of reach of children and away from eatables.
- › May be harmful if swallowed. In case of ingestion seek immediate medical attention.
- › Wear eye protection during application. In case of contact with eyes, rinse immediately with plenty of water and seek medical advice.
- › In case of skin contact immediately wash skin with soap and plenty of water. Get medical attention if irritation develops or persists.
- › Do not breathe vapour or spray. It is recommended to wear suitable nose pad during sanding and surface preparation to avoid dust inhalation
- › Do not pour leftover paint down the drain or in water courses.
- › In the event of spills, contain spillage using sand or earth.
- › No added Lead, Mercury or Chromium compounds.

TECHNICAL DATA

Appearance	Viscous liquid
Colour	White
Specific Gravity	1.25
Water Resistance	10
Alkali Resistance	8
Viscosity Sormer	122-134 KU
Solids by wt, %	54.6 - 60.4
Tensile Strength	2.82
Elongation	220
Adhesion to dry concrete	5.47
CBA, mm	1 mm (Horizontal)
Water vapour permeance	4.41
Anti Carbonation, R Value (@ 207 DFT)	275